

OHSAA / SOLOA – Rules Meeting Week 2

Ty Wilkinson
Local Rules Interpreter
(937) 369-9496
laxrefoh@gmail.com

2017 Points of Emphasis

- The Men's Officials Training Group (MOTG) discussed several proposed changes to mechanics submitted by officials, Certified Trainers, and Certified Observers for the 2017 season and chose to make no changes to mechanics for officials in 2- or 3-person crews. Due to the feedback from officials of all experience levels the MOTG wrote the following points of emphasis for the 2017 season, and added clarity for how officials can better communicate in certain situations.
- Major Emphasis: Communication
 - The game is significantly improved when the officiating crew has a thorough pre-game and continues to dialogue verbally and nonverbally during the game and longer conversations during timeouts, quarter breaks, and halftime. The points of emphasis outlined below encourage officials to recognize that not every situation is the same and that clear communication gives the officiating crew the opportunity to adequately address any situations that may arise.

2017 Points of Emphasis – cont.

- **Count Forward (offside recognition)**

- Although the rule for offside changed several years ago to only penalize the team that has too many players forward in a given situation feedback indicates many officials continue to count behind the midfield line. Officials are encouraged to always be counting when they have a free opportunity to do so, and to count forward in order to determine offside.
- Counting forward also ensures that the Trail official can see the Lead official as the play develops; strengthening the verbal recognition of where the officials are in relation to one another and encouraging the Trail official to jog to position to better assist the Lead official in transition.
- Recommendations: Count the offensive team first, followed by the defensive team. Double-check your count before making a call.

2017 Points of Emphasis – Cont.

- **Over-and-Back**

- The over-and-back rule was introduced to penalize the offensive team for failing to keep the ball in their offensive half of the field after advancing the ball into the attack area. After reviewing several methods of communicating verbally and non-verbally the MOTG recommends the following:
 - Over-and-Back is ON:
 - Nonverbal: over and back signal (chest height)
 - Rationale: Gives the officiating crew the
 - Verbal: “Back” or “Yes”
 - Rationale: Short words communicate that the offense was the last team to touch the ball and that over-and-back is now possible.

2017 Points of Emphasis – Cont.

- Over-and-Back is OFF:
 - Nonverbal: no signal
 - Verbal: “No”
 - o Rationale: Short word to communicate that over-and-back is not possible.
- Ball is tipped by a defender or shot off goal pipe:
 - Nonverbal: Tip signal (above the shoulders)
 - Verbal: “Shot” or “Tip” or “No”
 - Short word to communicate that there is NO over-and-back call due to the shot or deflection off a defensive player
- Crew Chiefs are encouraged to discuss over-and-back communication and decide on the preferred method that the crew will use in the pre-game. Ultimately, it does not matter how the over-and-back is communicated between the officials but that it is communicated in an understandable manner.

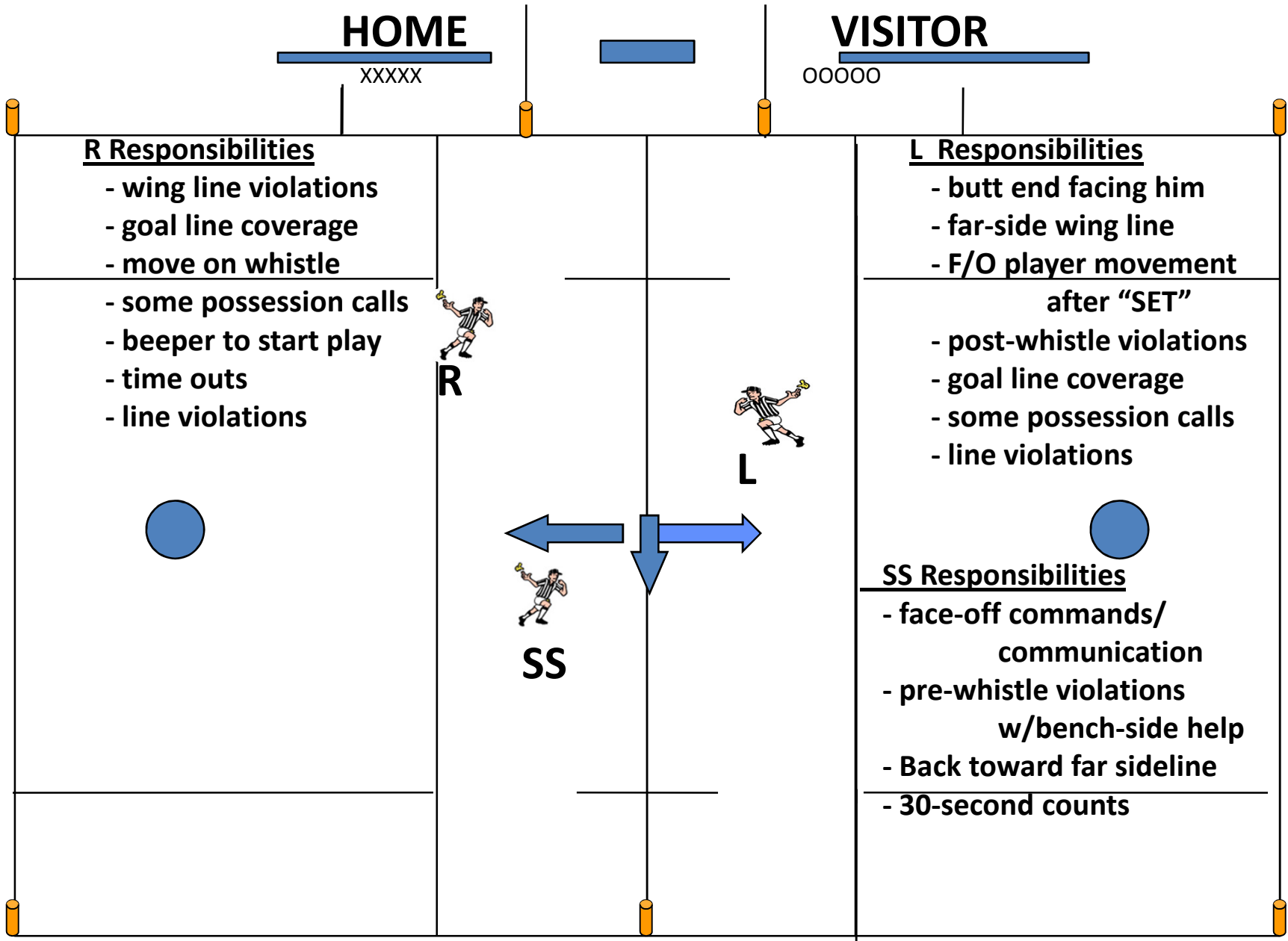
2017 Points of Emphasis - final

- **Pre-Game Duties:**

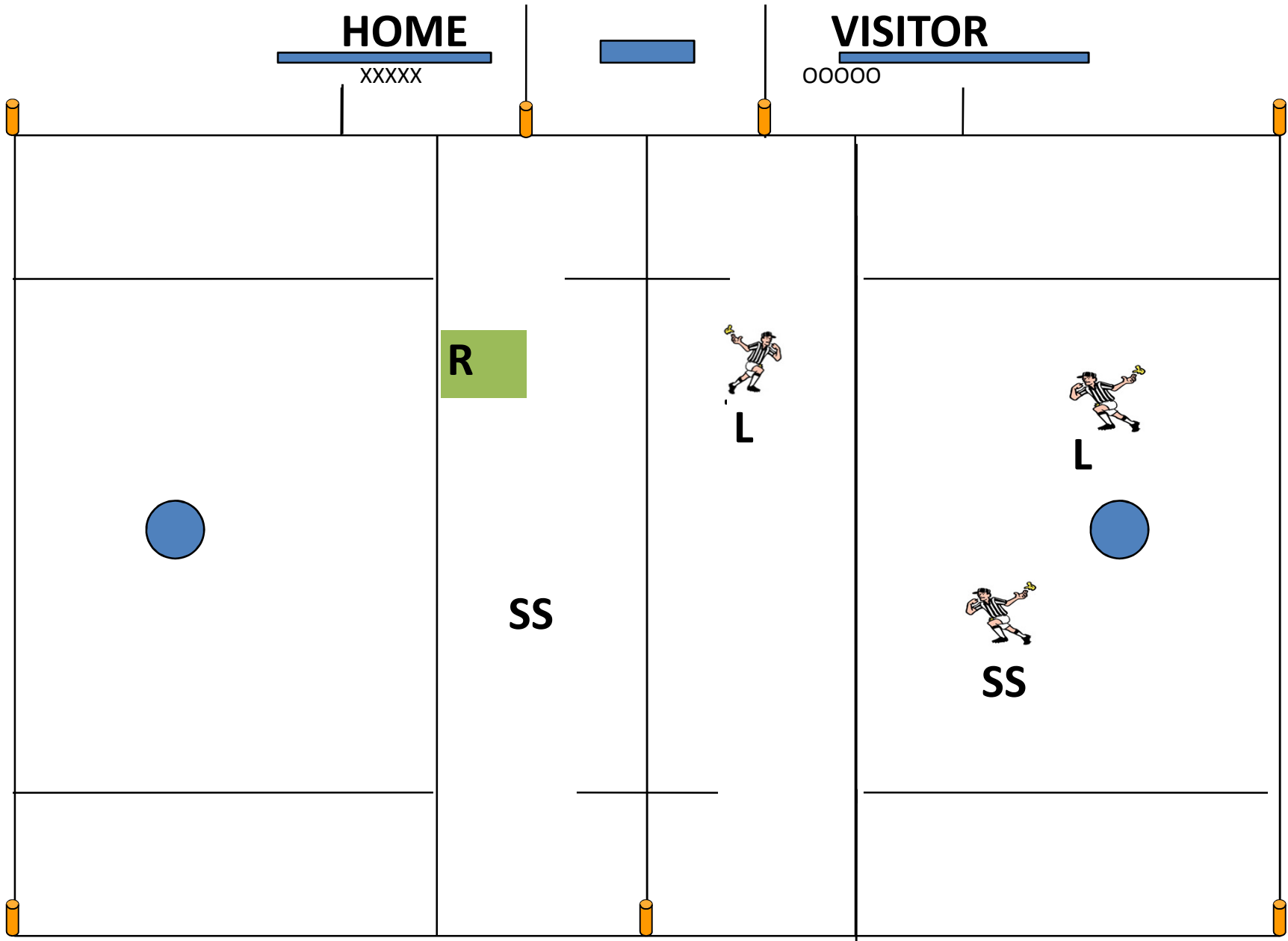
- The mechanics were changed two years ago to have the officiating crew certify the visiting and home team head coaches at the same time on the bench-side wing line. In line with the feedback received from officials the MOTG still recommends that both coaches are certified at the same time, and recognizes that there are situations where it is neither practical nor beneficial to certify both coaches together. The Crew Chief may make a determination during the pre-game as to whether the coaches will be certified together or one at a time. If certifying one at a time it is recommended that the crew approach and certify the home team head coach first in order to get answers on expected pre-game activities (player introductions, anthem, etc.) and can then inform while certifying the visiting team head coach.

Mechanics

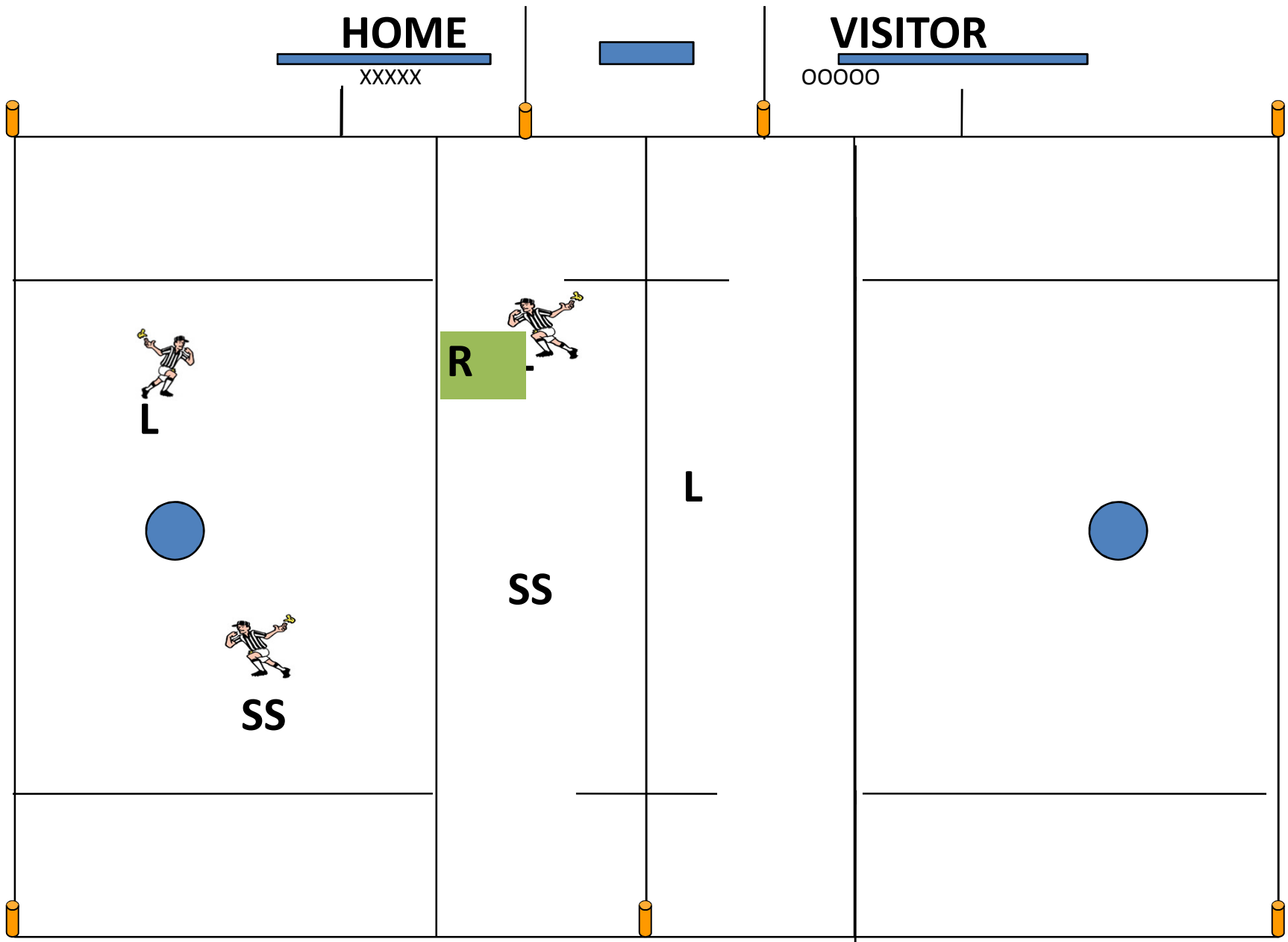




New F/O Mechanics

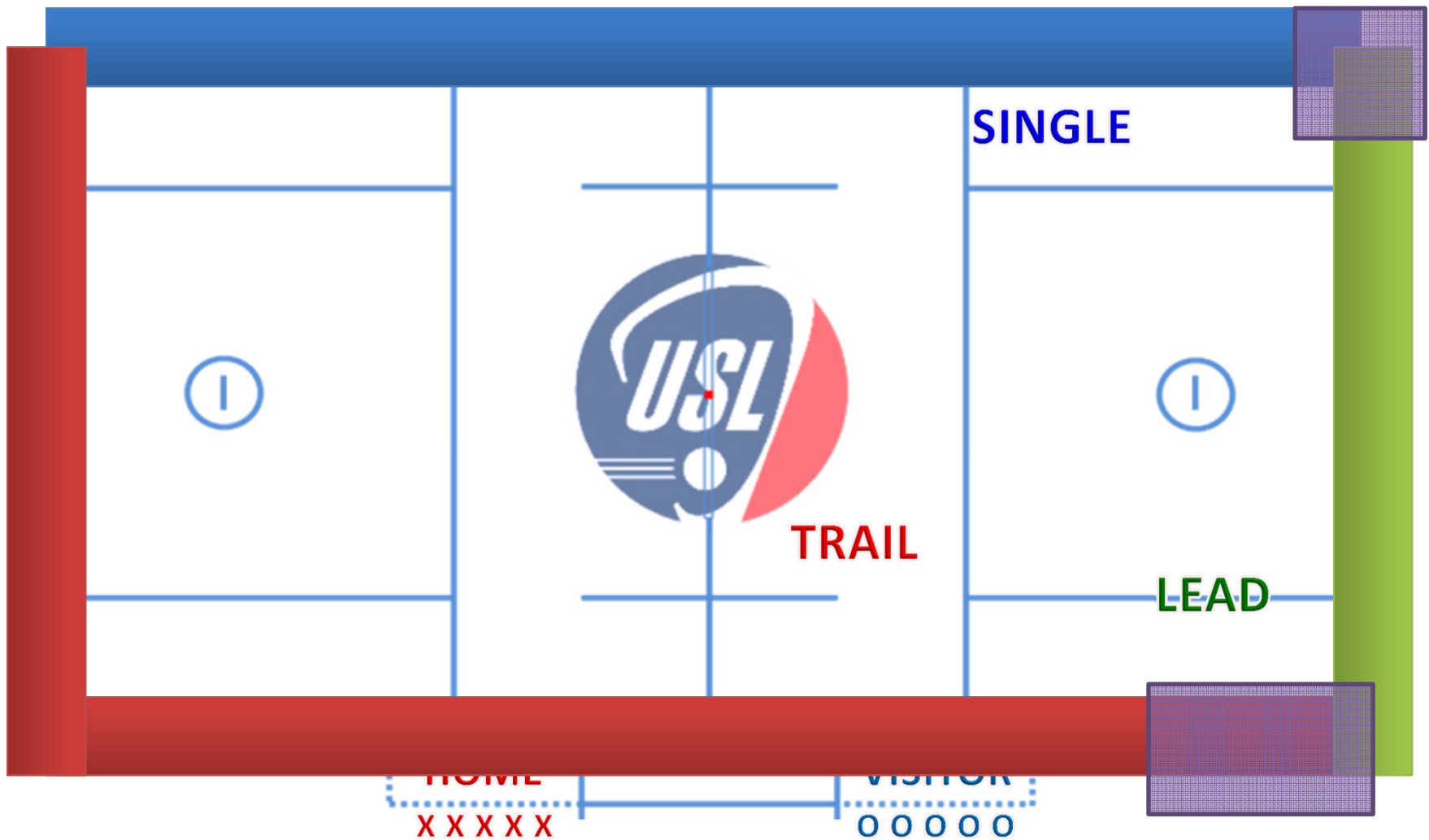


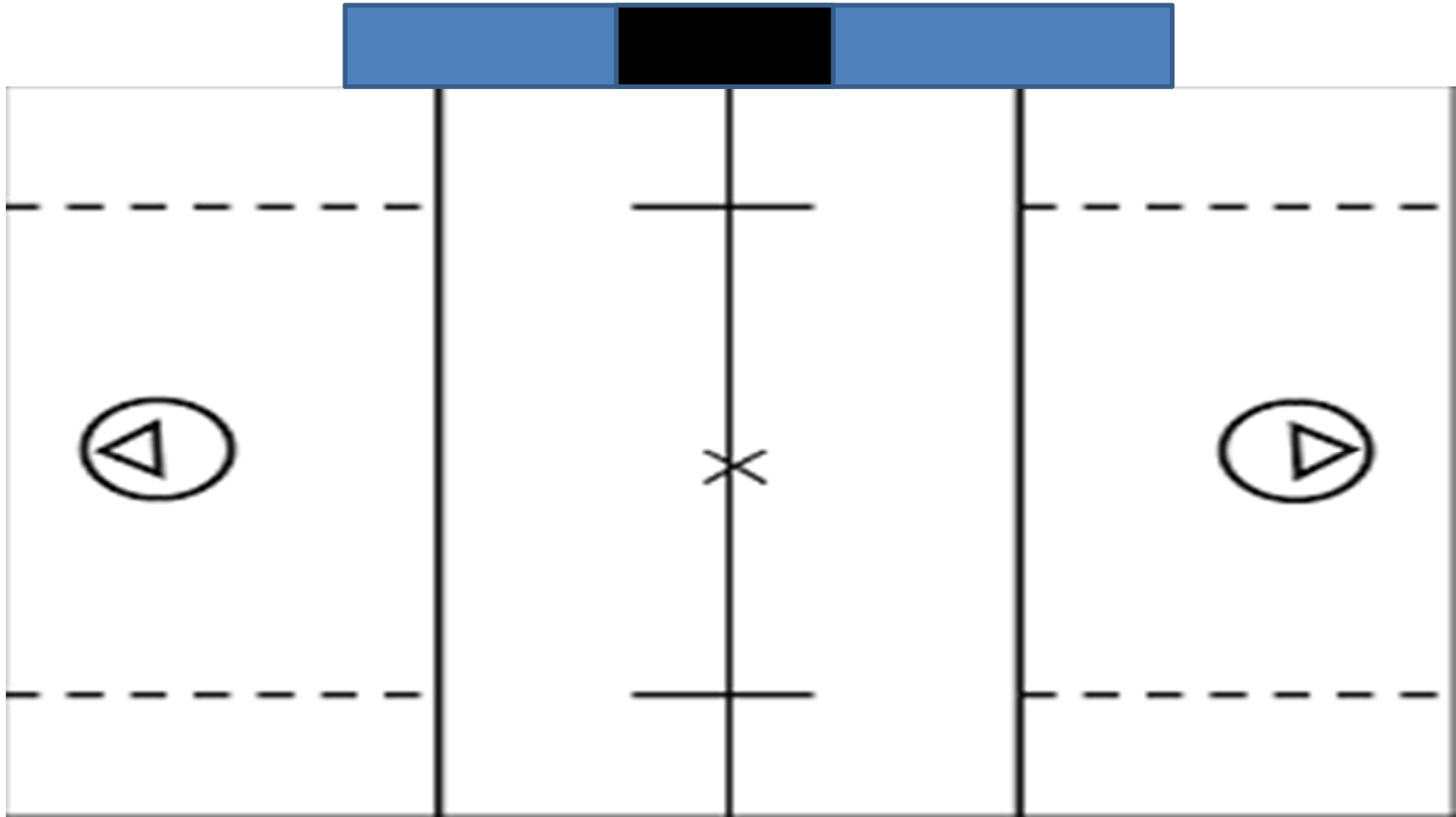
Rotation after goals



Rotation after goals

Out of Bounds Responsibility





Direction of play 

You make the call

- Clips to make the call
- Great assortment of clips to make the call – 8 clips
- <https://www.youtube.com/watch?v=GPyzFz5kqHQ>